



GAST MANUFACTURING, INC.  
 A Unit of IDEX Corporation  
 Post Office Box 97  
 Benton Harbor, Michigan  
 Ph: 269/926-6171  
 Fax: 269/925-8288

PART NUMBER:  
 LTD157

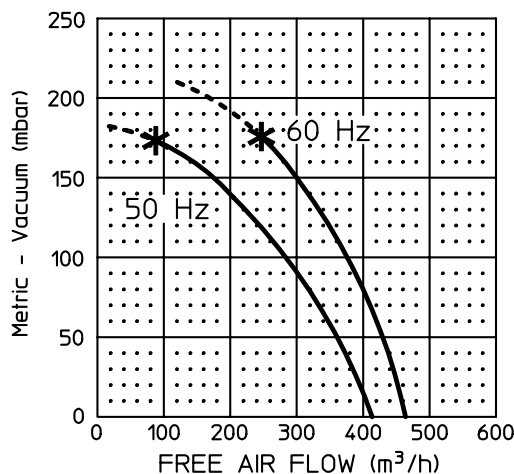
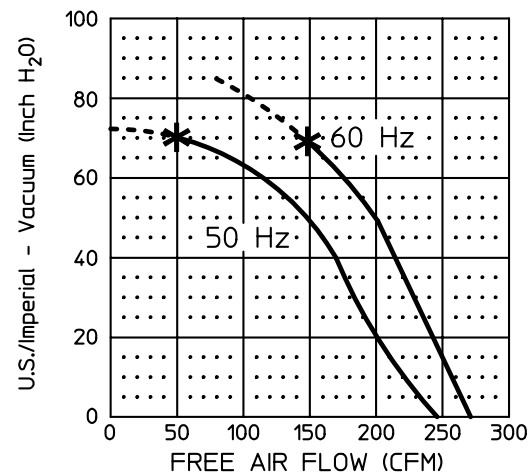
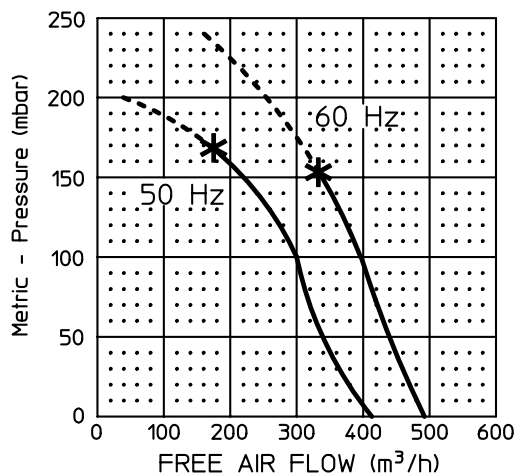
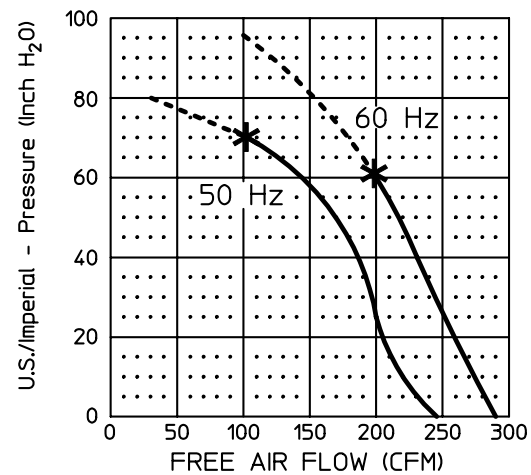
REV.  
 E

MODEL NUMBER	MOTOR SPECIFICATIONS	RPM	MAX VAC		MAX PRESS		HP	kW	NET WT.	
			"H <sub>2</sub> O	mbar	"H <sub>2</sub> O	mbar			lbs.	kg
R6P350A	190-220/380-415-50-3	2850	70	174	70	174	4.8	3,6	176	80
R6P350A-35	208-230/460-60-3	3450	70	174	60	149	5	3,7		
*R6P350A-36										
*R6P350A-37										

SOUND LEVEL 79/73 dB(A) MAX. @ 60/50 Hz  
 NORMAL AMBIENT -29°C TO 40°C  
 RELATIVE HUMIDITY 0% - 100% NON CONDENSING  
 ENVIRONMENT CLEAN DUST FREE

TECHNICAL DATA SUBJECT TO  
 CHANGE WITHOUT NOTICE.

### Product Performance (Metric U.S. Imperial)



#### PERFORMANCE DATA

THE PERFORMANCE DATA SHOWN WAS DETERMINED UNDER THE FOLLOWING CONDITIONS:

LINE VOLTAGE @ 60 Hz. 230V OR 460V FOR 3 PHASE UNITS. 115V OR 230V FOR 1 PHASE UNITS.

LINE VOLTAGE @ 50 Hz. 220V FOR 3 PHASE OR 1 PHASE UNITS.

UNITS IN A TEMPERATURE STABLE CONDITION.

DELIVERY MEASUREMENTS MADE WITH OUTPUT PORT THROTTLED.

SUCTION MEASUREMENTS MADE WITH INPUT PORT THROTTLED.

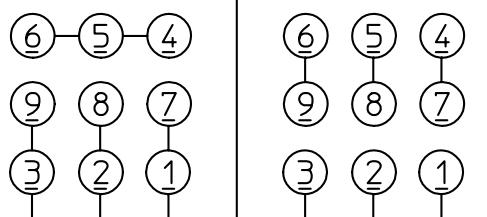
TEST CONDITIONS: INLET AIR DENSITY @ 0.075 lbs. per cu. ft. [20°C (68°F), 29.92" Hg (14.7 PSIA)].

NORMAL PERFORMANCE VARIATIONS ON THE RESISTANCE CURVE WITHIN ±10% OF SUPPLIED DATA CAN BE EXPECTED.

\* WASHDOWN DUTY MOTOR

\* DENOTES RECOMMENDED MAXIMUM DUTY

- - - - INTERMITTENT DUTY ONLY



TO LINE LOW VOLTAGE      TO LINE HIGH VOLTAGE

### Product Dimensions Metric (mm) U.S. Imperial (inches)

